
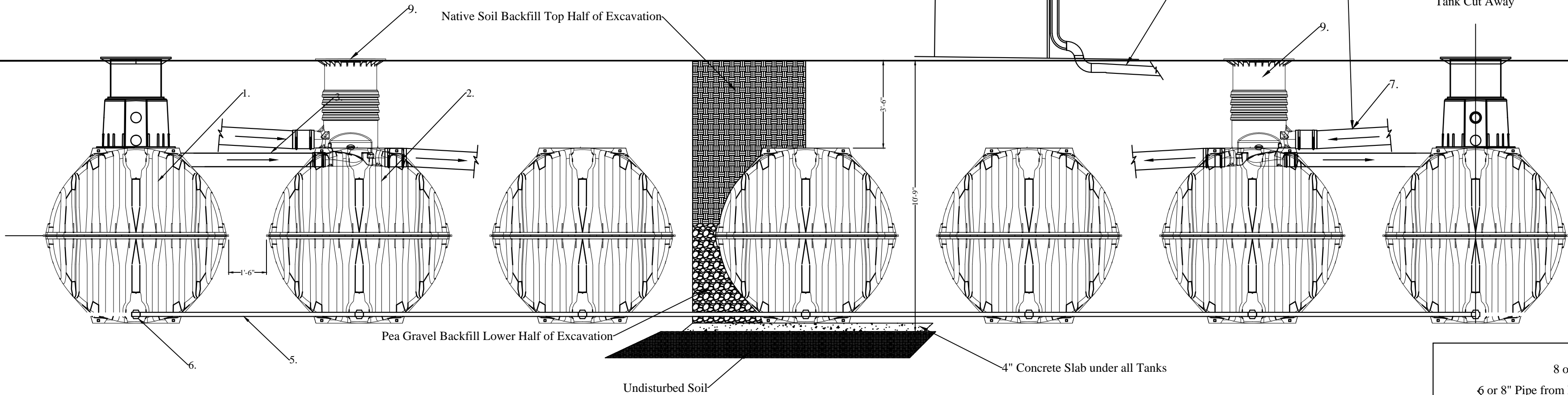
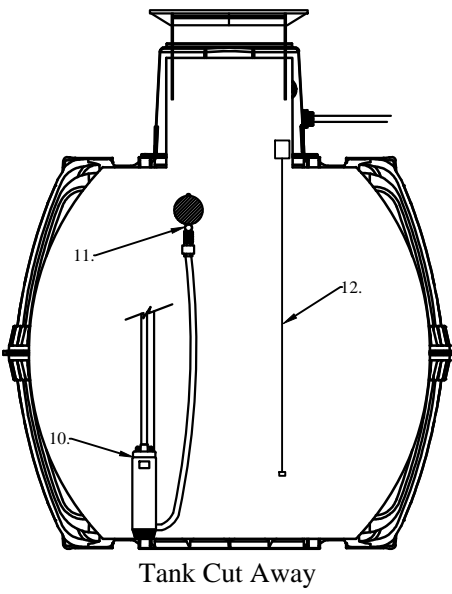


Multi Tank Systems	
1.	GRAF Carat S 1700 Gallon Underground Tank
2.	GRAF Carat S 1700 Gallon Underground Extension Tank
3.	6" Schedule 40 PVC Pipe
4.	6" Rubber Pipe Gasket
5.	2" Schedule 40 PVC Pipe
6.	2" Banjo Bulkhead Fitting
7.	8" Schedule 40 PVC Inlets From Roof Drains
8.	8" Schedule 40 PVC Overflows To Secondary Drain
9.	GRAF Optimax Rainwater Filter
10.	Pump Located In End Tank
11.	Floating Pump Extrator
12.	Tank Level Indicator Sensor



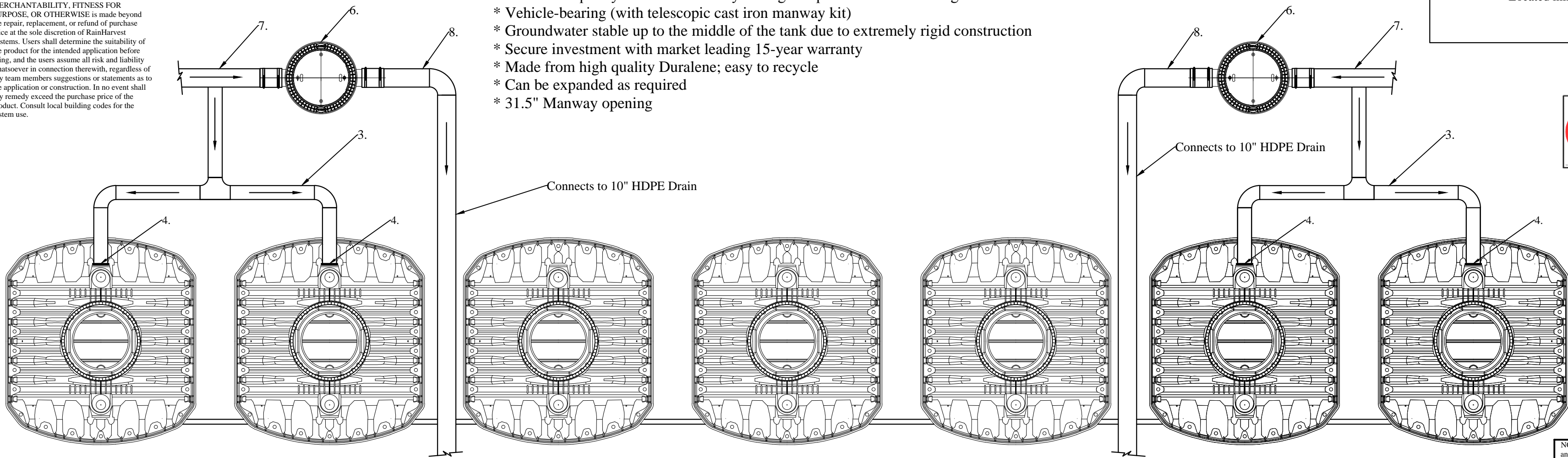
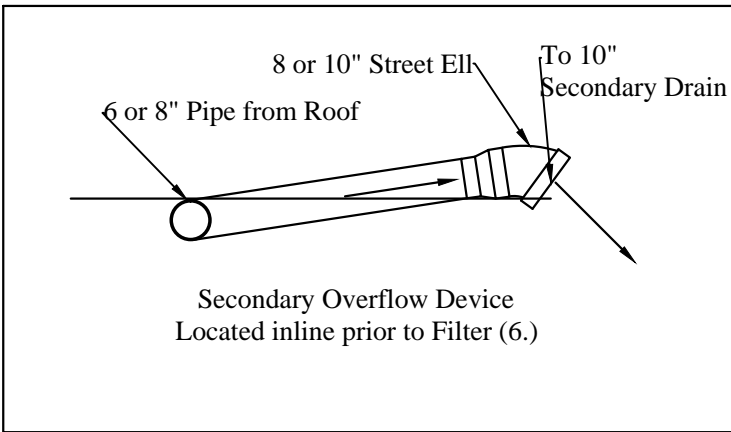
Tank height will be set and plumbing pitched to best utilize existing grade.  
A site assessment should be done prior to installation to determine the optimum levels for filter and plumbing so as to provide positive drainage to tank and stormwater overflows.



**USER'S Responsibility**  
Untreated Rainwater is NON-Potable water.  
Warning do not drink water supplied from RainHarvest Systems rainwater systems and related equipment. We will be happy to offer suggestions on the use of our various products either by way of printed material or through direct contact with RainHarvest Systems team members. However, since we have no control over the use of our products once they are shipped, NO WARRANTY WHETHER OF MERCHANTABILITY, FITNESS FOR PURPOSE, OR OTHERWISE is made beyond the repair, replacement, or refund of purchase price at the sole discretion of RainHarvest Systems. Users shall determine the suitability of the product for the intended application before using, and the users assume all risk and liability whatsoever in connection therewith, regardless of any team members suggestions or statements as to the application or construction. In no event shall any remedy exceed the purchase price of the product. Consult local building codes for the system use.

#### GRAF Carat S 1700 Gallon Tank Specifications:

- \* Variable burial depth: 30" to 42" (59" Max. with optional dome extension and "Maxi" telescopic riser)
- \* Unique in the world! – a global innovation; unique manufacturing process produces the highest stability due to latest techniques
- \* Unique fit accuracy of the components thanks to new production process
- \* Consistent quality due to TÜV safety testing and production monitoring
- \* Vehicle-bearing (with telescopic cast iron manway kit)
- \* Groundwater stable up to the middle of the tank due to extremely rigid construction
- \* Secure investment with market leading 15-year warranty
- \* Made from high quality Duralene; easy to recycle
- \* Can be expanded as required
- \* 31.5" Manway opening



NOTE: This drawing is for illustrative purposes only. Actual systems and designs may vary. Always check with local building codes as they will apply. Electrical work to be performed by licensed professional. Points of use shall be labeled as: "Non Potable water, Do Not Drink!"