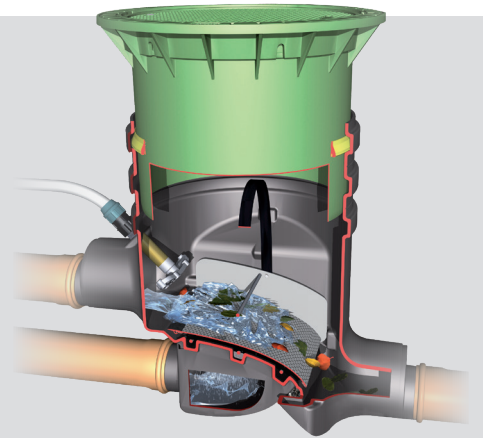


OPTIMUM PERFORMANCE. MAXIMUM WATER YIELD. WATER FILTRATION.



OPTIMAX® RAINWATER FILTER

Featuring two models to meet the demands of residential, commercial and industrial rainwater harvesting installations, the Optimax filter is the professional choice for rainwater pre-filtration. Optimax filters provide a highly efficient, low maintenance, self-cleaning solution for the removal and prevention of debris from the collection system prior to entering the storage tank.

Optimax external filtration features:

- Over 95% water yield
- Self-cleaning 0.35mm (.01") mesh filter
- Up to 16,000 Sq. ft. roof area
- Variable installation depth with telescopic riser and lid
- Flush installation at ground level
- Minimum height offset between inlet and outlet
- Bolted, tamper-resistant cover
- Optional Opticlean® Sprayhead
- Available vehicle-loading option with cast iron lid
- Available above-ground installation kit

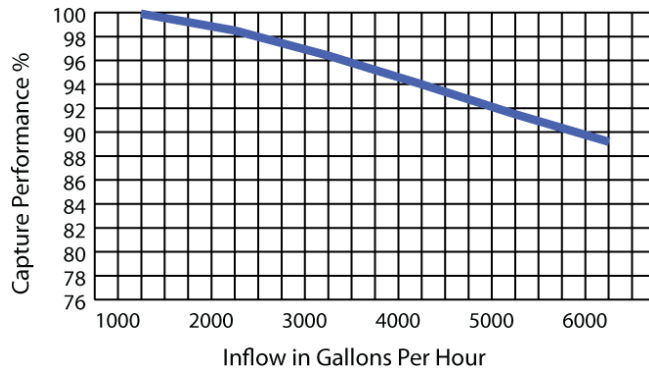
OPTIMAX FILTER MODEL OVERVIEW

Model Name	Product Code	Max Sq. Ft.	Connections Provided	Inlet/Outlet Offset	Installation Depth
Optimax External	340030	3,750 (4") / 7,500 (6")	4" and 6"	7"	22-41"
Optimax Industrial	340035	8,000 (6") / 16,000 (8")	6" and 8"	8.87"	31-59"*

*Depths can be increased further using optional extension rings

PERFORMANCE

OPTIMAX® External

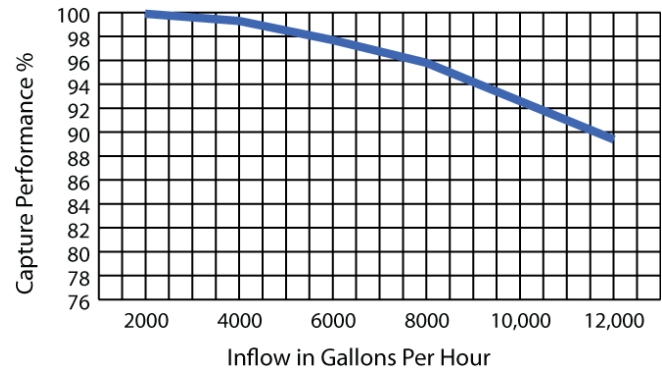


RESULTS IN PRACTICE:

A single-family home with 1,600 ft² roof area will collect 1000 gallons of water in 1 hour at a rate of 16 GPM (0.28G/sec.) during a typical 1" rain event.

At this rate with an efficiency of 99.9%, a 1,700 gallon tank will fill in 102 minutes.

OPTIMAX® Industrial



RESULTS IN PRACTICE:

A commercial building with 7,000 ft² roof area will collect 6,190 gallons of water in 1 hour at a rate of 103 GPM (1.7G/sec.) during a typical 1" rain event.

At this rate with an efficiency of 96.5%, a 10,000 gallon tank will fill in 97 minutes.

OPERATIONAL OVERVIEW

Unfiltered rainwater is delivered to the Optimax filter via the inlet port on the upper section of the housing where it is directed to the 3-layer cascade filter assembly. Leaves and other debris larger than 0.35mm traverse the cascade filter and are discharged through the stormwater outlet port. The first flow of fine particulates such as dust and pollen is flushed (known as a first flush function) until the stainless steel fine filter becomes saturated and fine particulates have been purged for approximately 2 minutes. Once the first flush is complete, the filtered rainwater passes through the cascade filter and travels out the tank outlet at the bottom of the filter housing.



OPTICLEAN® SPRAYHEAD

The optional filter sprayhead can be easily installed to provide hands-free cleaning of the Optimax filter surface with 16 powerful streams of water. The process can be fully automated by extending an irrigation zone to the sprayhead inlet and programming to clean at regular intervals, or it can be manually activated as desired.

